


# 932 Box Subminiature Fuse



## Main Characteristics

Box subminiature fuse; Time-Lag (T)

## Standard

IEC 60127

## Materials

Fuse body: Thermoplastic  
Lead: Tin plated copper

## Operating Temperature

-55°C to +125°C

## Storage Conditions

+10°C to +60°C  
Relative humidity: ≤75% yearly average  
without dew, maximum 30 days at 95%

## Vibration Resistance

24 cycles at 15 min. each (60068-6)  
10-60Hz at 0.75mm amplitude  
60-2000Hz at 10g acceleration

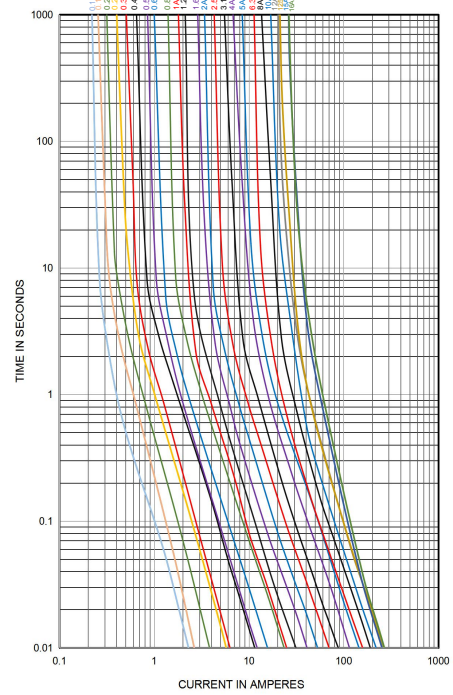
## Soldering Parameters

260°C. ≤5 sec (Wave Soldering)  
350°C. ≤3 sec (Hand Soldering)

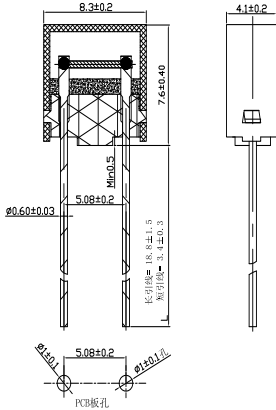
## Soldering Peak:

260°C. 10 sec. (IEC 60068-20)

Average Current Curve(I-T Curve)



Dimensions (unit:mm)



Conventional products are braided products, and refer to EPS specification for details.

Time vs Current Characteristics:IEC60127					
Rated Current	150%	210%	275%	400%	1000%
100mA~6.3A	>1h	<2min	400ms~10s	150ms~3s	20ms~150ms
8A~10A	>1h	<300s	1s~20s	150ms~3s	20ms~150ms
12A~16A	>1h	<300s	1s~50s	150ms~5s	20ms~150ms



Electrical Characteristics at 25°C																	
Amp Code	Rated Current	Rated Voltage	Voltage Drop Max(mV)	Max Power Dissipation (mW)	Typical Cold Resistance (mΩ)	Nominal Melting I <sup>2</sup> T (A <sup>2</sup> sec)	Breaking Capacity	Approvals									
								cURus	VDE	CCC	CQC	PSE	KC	TUV 250V	TUV 300V	BSI	SEMKO
0125	125mA	125V AC 250VAC 300VAC 400V AC	300	180	1500	0.053	100A@125V AC 100A@250V AC 50A or10In 300V AC 160A@125V/250V AC 100A@277V/300V/400V AC	•	○	•	○	○	○	•	•	○	○
0160	160mA		280	190	1290	0.073		•	○	•	○	○	○	•	•	○	○
0200	200mA		260	200	796	0.170		•	○	•	○	○	○	•	•	○	○
0250	250mA		240	220	540	0.320		•	○	•	○	○	○	•	•	○	○
0315	315mA		220	250	380	0.450		•	○	•	○	○	○	•	•	○	○
0400	400mA		200	280	245	1.32		•	○	•	○	○	○	•	•	○	○
0500	500mA		190	310	185	1.76		•	○	•	○	○	○	•	•	○	○
0630	630mA		180	360	130	3.40		•	○	•	○	○	○	•	•	○	○
0800	800mA		160	430	120	3.60		•	○	•	○	○	○	•	•	○	○
1100	1.00A		140	500	95	6.80		•	○	•	○	○	○	•	•	○	○
1125	1.25A		130	600	69.8	14.5		•	○	•	○	○	○	•	•	○	○
1160	1.60A		120	730	46.5	22.0		•	○	•	○	○	○	•	•	○	○
1200	2.00A		100	870	34.8	37.0		•	○	•	○	○	○	•	•	○	○
1250	2.50A		100	1000	26.3	56.2		•	○	•	○	○	○	•	•	○	○
1315	3.15A		100	1200	22.0	108		•	○	•	○	○	○	•	•	○	○
1400	4.00A		100	1400	14.6	156		•	○	•	○	○	○	•	•	○	○
1500	5.00A		100	1400	11.5	275		•	○	•	○	○	○	•	•	○	○
1630	6.30A		100	1400	8.80	272		•	○	•	○	○	○	•	•	○	○
1800	8.00A		100	1400	6.00	410		•	○	•	○	○	○	•	•	○	○
2100	10.00A		100	1400	4.60	486		•	○	•	○	○	○	•	•	○	○
2120	12.00A	180	4000	3.50	646	•	○	○	○	○	○	•	•	○	○		
2125	12.50A	180	4000	3.60	706	•	○	○	○	○	○	•	•	○	○		
2150	15.00A	140	4000	2.70	635	•	○	○	○	○	○	•	•	○	○		
2160	16.00A	140	4000	2.60	706	•	○	○	○	○	○	•	•	○	○		

- Notes:**
1. Permissible continuous operating current is ≤100% at ambient temperature of 23°C (73.4°F)
  2. For certification, the cURus by 125/250/277V/300V/400V, the TUV by 250/300V; the CQC 500mA~10A by 300V, 12.5A; 16A by 250V, the others by 250V.
  3. The current values used for calculating I<sup>2</sup>T should be within the standard range of 8ms ~ 10ms.

## Ordering Information

Series	Amp Code	Supplementary Code	Qty
932			