

FEATURES :

- * 1608 [0603" Design]
- * Normal Blow
- * RoHS-Compliant Products

APPROVALS :

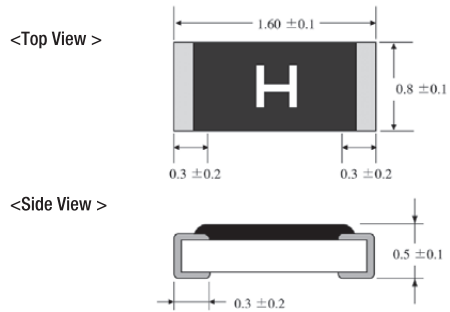
- * Recognized under the Component Program of U.L. Guide JDYX2/JDYX8, File No. E195833



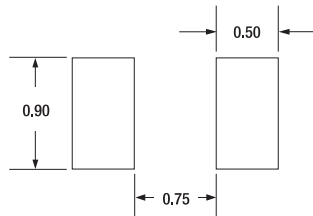
0603FT SERIES

SURFACE MOUNT THICK FILM FUSE

DIMENSIONS :



LAND PATTERN :

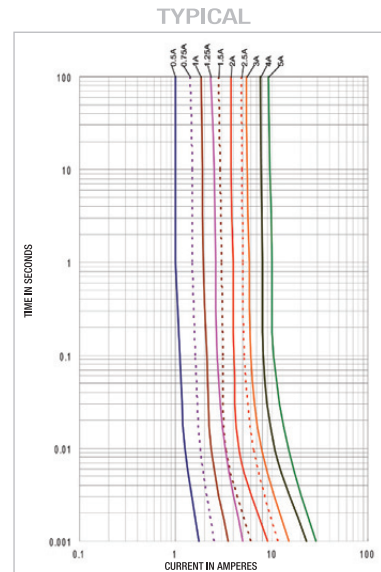


Unit : mm

ELECTRICAL CHARACTERISTICS :

| % of Ampere Rating | Opening Time |
|--------------------|--------------|
| 100% | 4 hours Min. |
| 200% | 120 sec Max. |
| 250% | 5 sec Max. |

AVERAGE TIME-CURRENT CURVES :



SPECIFICATIONS :

| Product Code | Ampere Rating | Voltage Rating DC | Marking Code*3 | Interrupting Rating*1 | Resistance Value*2 |
|---------------|---------------|-------------------|----------------|-----------------------|--------------------|
| 0603FT 0.5 A | 500 mA | 50 V | F | 35 A | 900 |
| 0603FT 0.75 A | 750 mA | 50 V | G | 35 A | 500 |
| 0603FT 1 A | 1 A | 50 V | H | 35 A | 160 |
| 0603FT 1.25 A | 1.25 A | 50 V | J | 35 A | 140 |
| 0603FT 1.5 A | 1.5 A | 50 V | K | 35 A | 85 |
| 0603FT 2 A | 2 A | 50 V | N | 35 A | 60 |
| 0603FT 2.5 A | 2.5 A | 50 V | O | 35 A | 43 |
| 0603FT 3 A | 3 A | 50 V | P | 35 A | 30 |
| 0603FT 4 A | 4 A | 50 V | S | 35 A | 22 |
| 0603FT 5 A | 5 A | 50 V | T | 35 A | 12 |

NOTE:

1. DC Interrupting Rating - Measured at designated voltage, time constant of less than 50 microseconds, battery source.
2. Typical Resistance Value - measured with less than 10% of rated current.
3. Ampere Rating - Identified by marking code, marked on the body.
4. Operating Current - An operating current of 75% or less of rated current is recommended, with further derating required at elevated ambient temperature.
5. Ask PICO sales for the items not mentioned in this Catalog and/or for 0603FT-V Series.